

BACK 2 SCHOOL

WELCOME BACK!

We are happy to welcome you to the 2019-2020 school year! We understand the value and importance of a healthy, nutritious diet in growing bodies and learning minds and it is our goal to deliver just that in each lunch we serve.

To view the full menu, please visit our website at www.NMlunch.com.



SCHOOL LUNCH PROGRAM

EST. 2007

School lunches kids love & parents can trust!

RETURNING PARENTS & STUDENTS

In attempts to consistently keep account information up to date, Nicholas Markets has placed a lock on all 2018-2019 school lunch accounts.

Returning parents are asked to log into their school lunch account with the credentials used for the 2018-2019 school year and update student (grade + teacher) AND credit card information.

HOW TO PROCEED?

1. Log in using your 2018-2019 username and password.
2. Update ONLY your existing child's teacher and grade for the 2019-2020 school year. Be sure to NOT add your child to the system a second time.
3. Make sure ALL credit card information is correct and up-to-date.

REGISTRATION:

1. Head to the school lunch website at:
www.NMlunch.com
2. First, register your "Parent Account" using a personal email address and credit card (AMEX, Discover, Visa, Master Card).
3. Next, register each student(s) by school, grade, and teacher.
4. Begin placing orders by the day, week, or entire month!

★NEW★ PARENTS & STUDENTS

Please review this packet in its entirety

Information on our School Lunch Program, as well as detailed instructions on how to register and place orders are provided in this packet.




GETTING STARTED!

PARENT ACCOUNTS

The parent account is the only account that will house credit card information. This is also the only account where credit card information can be added, deleted or updated.

HOW TO CREATE YOUR PARENT ACCOUNT:

1. Go to www.NMIlunch.com to begin the registration process.
2. Click the "Registration" tab along the top red toolbar of the homepage.
3. Enter all information into the required fields of the registration page.
Be sure to select "Parent" as the account type
4. If successful, you will receive the following message:
"You have registered successfully. Please add students."




PARENTS

STUDENT ACCOUNTS

Students must be registered individually and assigned to their school, grade, and teacher. Student accounts will be assigned a UNIQUE username and password. Student accounts DO NOT have access to payment information.

HOW TO CREATE STUDENT ACCOUNTS:

1. Begin by adding your students one by one.
2. Fill out the required fields on the registration form for each student.
Please be diligent when completing the "Allergies" section so that our team has the most accurate information available
3. A password AND username is required for every student account.
If you, as the parent, are placing the orders, please disregard these credentials and be sure to log in with your parent username and password
4. Select "Save Student" at the bottom of the screen when completed.
5. Repeat this same process for any additional students.



EDIT MY CHILD



ACCOUNT INFORMATION

Allergies

We are not a peanut-free facility. However, none of the items we serve contain nuts. (Please note, you will not be shown meals and items that contain the selected ingredients).






- Wheat
- Gluten
- Dairy
- Soy
- Fish (Anchovy)
- Corn
- Egg
- Sesame
- Tree Nuts/Nuts
- Poultry

★ Please be on the lookout for this section of the account dashboard. This is where you can update/edit food allergies throughout the school year.

STUDENT ALLERGIES

Nicholas Markets is NOT a peanut/tree nut free facility. However, all menu items sourced and served are nut free. Please be very diligent when registering students with food allergies.

ADDITIONAL ALLERGEN INFORMATION IS AVAILABLE:

- Under the "Nutrition" tab located next to each meal. 
- By navigating to the "Allergy Information" tab from the website homepage. (www.nmlunch.com/allergy-information).
- Look for common "Allergy Icon" images next to applicable meals.    

Student Account Settings

If you want your student to be able to order lunch at school, select, "My student has permission to purchase lunch at school. You have permission to charge my credit card."

If you want your student to be able to login with their username and place orders themselves, select, "My student has permission to login and place orders."

You may select one or both of these options.

My student has permission to purchase lunch at school. You have permission to charge my credit card.

My student has permission to login and place orders.

Student is Active

(Check this box if the student should be Active in the system. Uncheck this box to make the student Inactive).

NO LUNCH? NO PROBLEM!

Forgot lunch? We got you covered!

Nicholas Markets provides students the opportunity to purchase full meals and/or healthy snacks DURING their lunch period! With parental permission, of course!

This feature ensures that your child will receive a lunch in emergency situations including:

- Lunch was NOT pre-ordered through www.NMlunch.com.
- Lunch was forgotten at home, left on the bus, or just missing in action!

HOW IT WORKS!

- Students must notify the NM staff that they are without a meal.
- NM staff will search student names through our company provided iPads.
- With parental permission, students can then select a meal from our limited menu and charge directly to the credit card on file!

